

# Important notices

Familiarise yourself with the product before using it for the first time. In addition, please carefully refer to the operation instructions and safety advice below. Only use the product as instructed and only for the indicated field of application. Keep these instructions in a safe place. If you pass the product on to anyone else, please ensure that you also pass on all the documentation with it.

## Intended use

This hanging material is suitable for hammocks and hanging chairs. Use it with a hammock or hanging chair as a lying surface for adults and youngsters aged 12 years and up. Do not exceed the maximum weight capacity. This product is intended for personal use only, not for commercial use.

## Safety notice

This item is not a toy. Please keep out of the reach of children.

The hanging material must be assembled by adults. Improper assembly may result in risk of serious injury.

No liability is assumed for accidents due to improper use and failure to observe these safety instructions.

## Before you lie down

Regularly check the bolts and nuts to ensure they are still tight enough. By rocking or regularly (dis)assembling, they can become loose.

Inspect the ropes, chains and hammock or hanging chair for wear and friction damage to the surface of the ropes and any connectors. Never use a damaged product.

Always sit in the middle of the hammock before you slowly lay down. Never sit down at the edges because then weight must be distributed equally.

By quickly sitting in your hammock or hanging chair or by wobbling, rocking and playing the pressure and weight increases. This has a negative effect on the capacity.

You will be most comfortable lying diagonally in the hammock. Most hammocks will stretch by 5 - 15% in use.

## Maximum capacity

Pay close attention to the maximum capacity of the fixing material. The maximum capacity applies only when the material is properly and professionally attached. Combining multiple products can negatively affect the capacity.

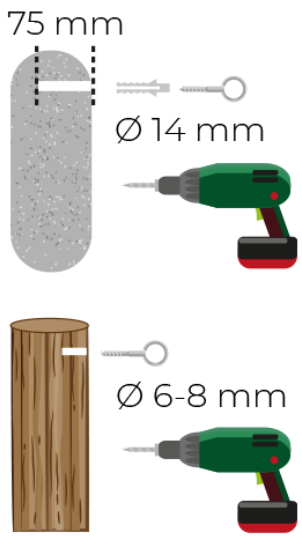
The maximum capacity depends on where and how you attach the fixing material. Check carefully whether the branch, beam, wall, ceiling, fence, etc. is strong enough. When in doubt, do not attach the fixing material!

\* The weight of a hammock is never distributed evenly. When you sit or move, more forces are released on one side. Therefore, the maximum weight does not double when used on two sides.

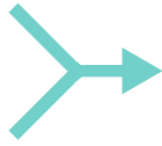
<i>Hammock Fixing</i>		<i>Capacity one side</i>	<i>Capacity two sides</i>
Fixing-set Hammock 'Simple' white	TR-06040101	160 kg	200 kg *
Fixing-set Hammock 'Simple' black	TR-06040102	160 kg	200 kg *
Fixing-set Hammock 'Complete' white	TR-06040103	160 kg	200 kg *
Fixing-set Hammock 'Complete' black	TR-06040104	160 kg	200 kg *
Fixing-set Hammock 'Complete' metal	TR-06040105	160 kg	200 kg *
Eye screw + Carabiner	TR-06030104	160 kg	200 kg *

## Warranty



The warranty for this product is 1 year from the date of purchase. Should this product show any fault in materials or manufacture within 1 year we will repair or replace it. The warranty applies to defects in material or manufacture. This warranty does not cover product parts subject to normal use or weather.



1



2



4



5

